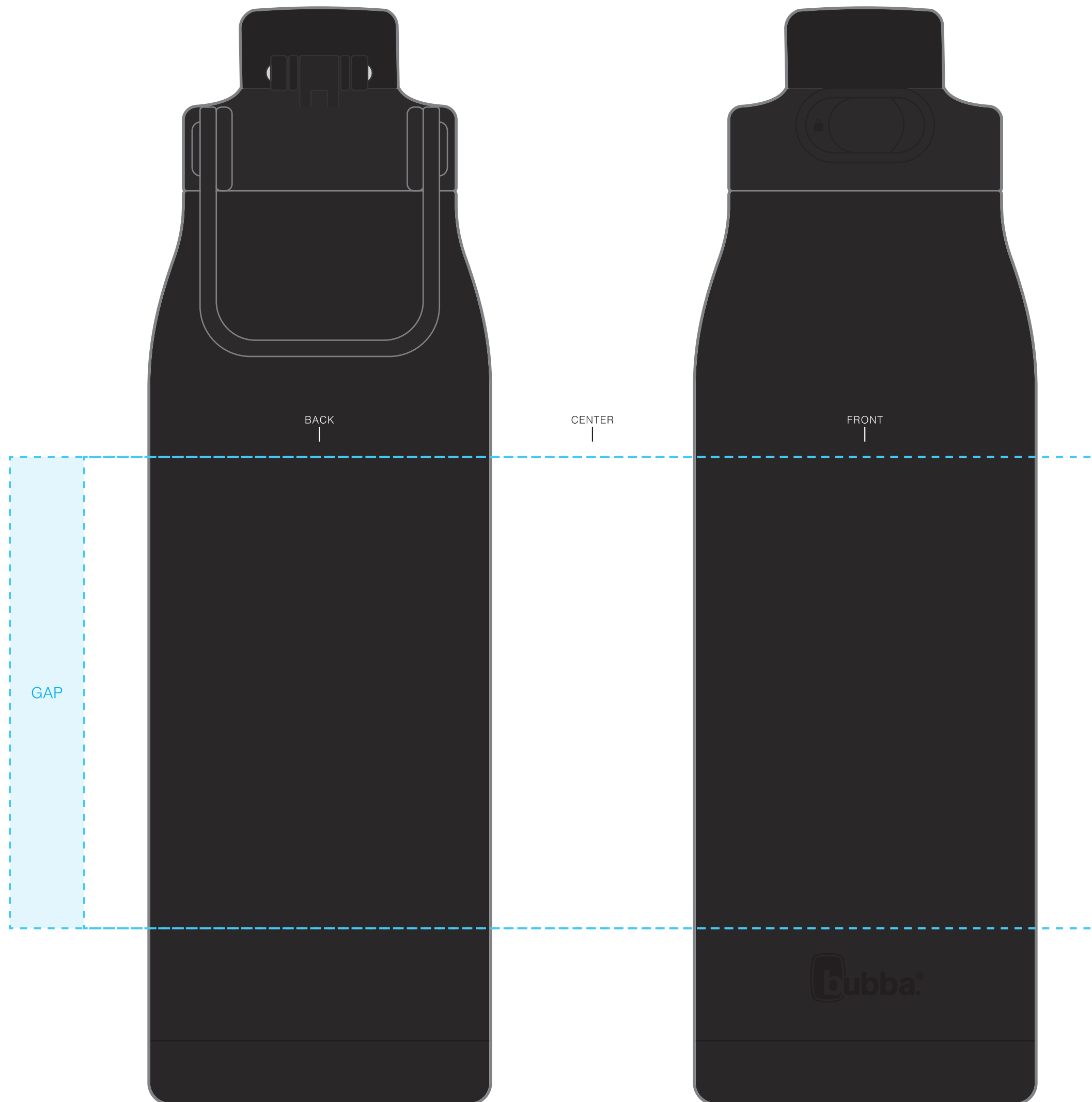


SCREENPRINT

IMPRINT AT 100%

INSTRUCTIONS:

1. OPEN TEMPLATE IN ADOBE ILLUSTRATOR OR YOUR PREFERRED GRAPHICS EDITOR.
2. PLACE ARTWORK IN DESIGNATED AREA.
3. SUBMIT YOUR FINAL DESIGN TO OUR VIRTUAL TEAM FOR MOCKUPS OR DIRECTLY TO OUR ORDER PROCESSING TEAM FOR PROOFS.



32 OZ BUBBA® RADIANT CHUG

AVAILABLE IMPRINT AREA = 4.75" h x 3.5" w x 10.25" wrap
[11" full wrap when printing more than one color]

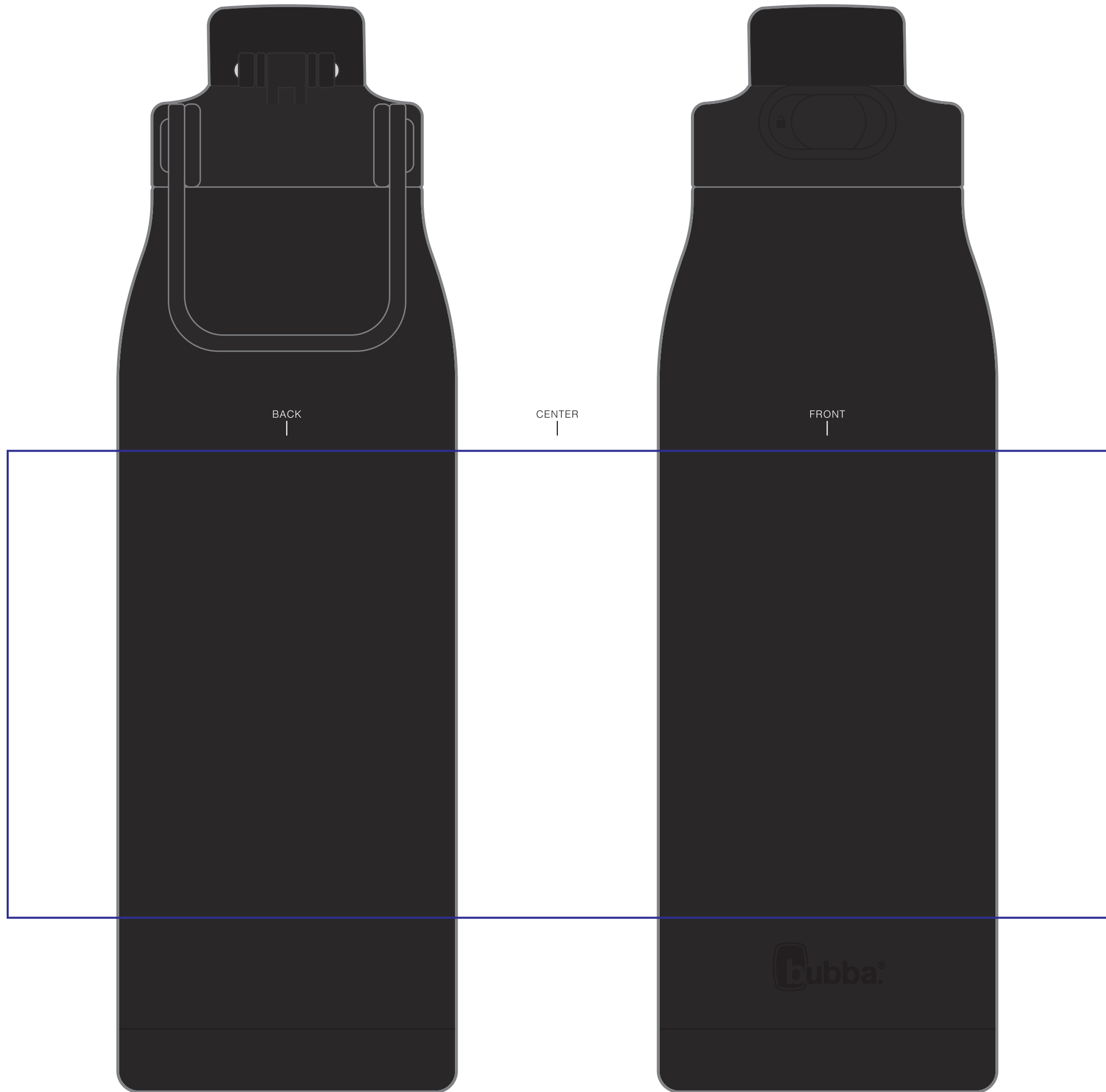
NOT A PROOF — FOR CONCEPT PURPOSES ONLY

DESIGNATE PMS# TO CORRESPONDING COLOR #. USE PMS COLORS AND OUTLINE ANY FONTS BEFORE SUBMITTING WITH YOUR ORDER.

INSTRUCTIONS:

1. OPEN TEMPLATE IN ADOBE ILLUSTRATOR OR YOUR PREFERRED GRAPHICS EDITOR.
2. PLACE ARTWORK IN DESIGNATED AREA.
3. SUBMIT YOUR FINAL DESIGN TO OUR VIRTUAL TEAM FOR MOCKUPS OR DIRECTLY TO OUR ORDER PROCESSING TEAM FOR PROOFS.

****CIRCLES/SQUARES WILL WARP ON TAPERED ITEM****



32 OZ BUBBA® RADIANT CHUG

D4 AVAILABLE IMPRINT AREA = 4.75" h x 3" w x 11.1875" wrap

NOT A PROOF — FOR CONCEPT PURPOSES ONLY

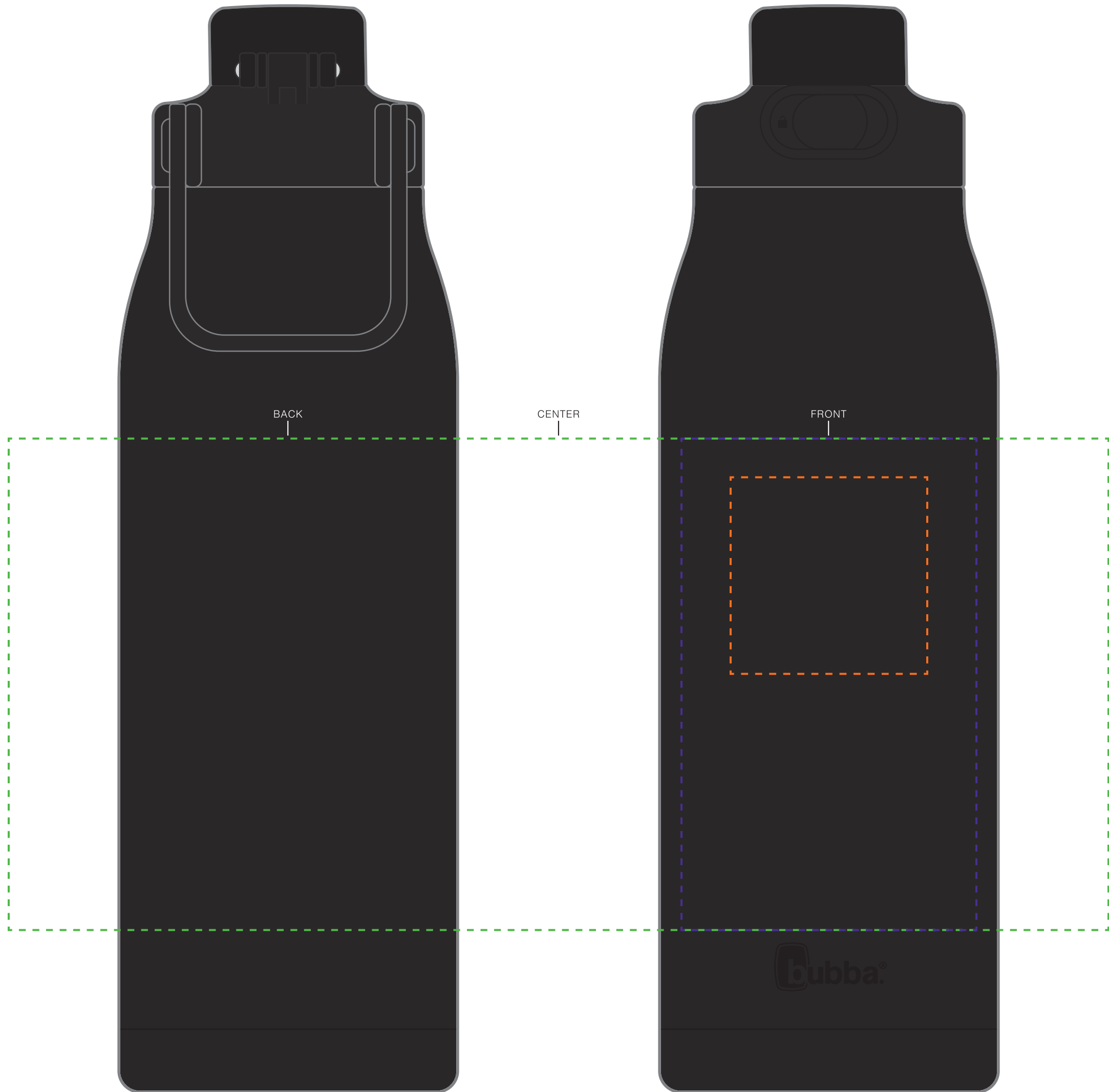
OUTLINE ANY FONTS BEFORE SUBMITTING WITH YOUR ORDER.

INSTRUCTIONS:

1. OPEN TEMPLATE IN ADOBE ILLUSTRATOR OR YOUR PREFERRED GRAPHICS EDITOR.
2. PLACE ARTWORK IN DESIGNATED AREA.
3. SUBMIT YOUR FINAL DESIGN TO OUR VIRTUAL TEAM FOR MOCKUPS OR DIRECTLY TO OUR ORDER PROCESSING TEAM FOR PROOFS.

****CIRCLES/SQUARES WILL WARP ON TAPERED ITEM****

****LASERX NOT AVAILABLE ON STAINLESS ITEMS.****



32 OZ BUBBA® RADIANT CHUG

LASERX AVAILABLE IMPRINT AREA = 2" h x 2" w ONE SIDE ONLY

LASERX+ AVAILABLE IMPRINT AREA = 5" h x 3" w

LASERX360 AVAILABLE IMPRINT AREA = 5" h x 3.5" w x 11.1875" wrap

NOT A PROOF — FOR CONCEPT PURPOSES ONLY

OUTLINE ANY FONTS BEFORE SUBMITTING WITH YOUR ORDER.